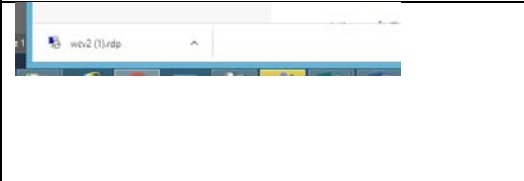

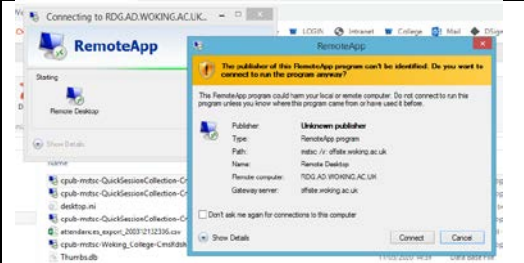
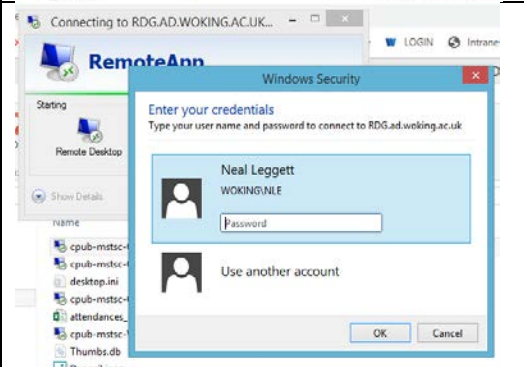


Remote Access

<p>Remote Access Instruction <small>Staff Remote Access - Please minimise the use of remote access. For remote access please click this link</small></p>	<p>Go to: https://woking.ac.uk/working-from-home/ Click on the "link" icon in the Remote Access section under the Staff section.</p>
	<p>The remote desktop .rdp file will be downloaded. In some browsers it will appear at the bottom of the page. If you do not see this. Go to next stage. If you do, just click it and it will launch the Remote Desktop Connection window.</p>
	<p>The .rdp file will download to your "Downloads" folder. Locate it and double click it to launch.</p>
	<p>The RemoteApp will launch .. click connect</p>
	<p>You will be asked for your password to login. The same one you use at college.</p>
	<p>Your session will launch and you will sign into a remote session. You will have access to all the Microsoft Apps, Explorer etc. but not TEAMS you need to access this as per the web instructions.</p> <p>Launch Internet Explorer to access the Intranet.</p>